



碧云天生物技术/Beyotime Biotechnology  
 订货热线: 400-168-3301或800-8283301  
 订货e-mail: order@beyotime.com  
 技术咨询: info@beyotime.com  
 网址: http://www.beyotime.com

## pro Caspase 3 Rabbit Monoclonal Antibody

| 产品编号   | 产品名称                                     | 包装   |
|--------|--|------|
| AF1261 | pro Caspase 3 Rabbit Monoclonal Antibody | 50μl |

### 产品简介:

| 来源     | 用途                       | 交叉反应性 | 分子量    |
|--------|--------------------------|-------|--------|
| Rabbit | WB, IP, IF, IHC, ICC, FC | H, M  | 35 kDa |

WB, Western blot; IP, Immunoprecipitation; IF, Immunofluorescence; IHC, Immunohistochemistry; ICC, Immunocytochemistry; FC, Flow Cytometry; ELISA, Enzyme-linked Immunosorbent Assay; ChIP, Chromatin Immunoprecipitation Assay.

H, Human; M, Mouse; R, Rat; C, Chicken; Cw, Cow; Dg, Dog; Gp, Guinea pig; Hm, Hamster; Hr, Horse; Mk, Monkey; Pg, Pig; Rb, Rabbit; S, Sheep; Z, Zebrafish; All, all species expected.

- 配套提供了 Western 一抗稀释液, 可以用于 Western 检测或其它适当用途时的一抗稀释。
- 建议抗体使用时的稀释比例如下(实际使用时需根据抗原水平的高低作适当调整):

| WB              | IP        | IF          | IHC        | ICC         | FC         | ELISA | ChIP |
|-----------------|-----------|-------------|------------|-------------|------------|-------|------|
| 1:1,000-1:5,000 | 1:10-1:50 | 1:100-1:500 | 1:50-1:200 | 1:100-1:500 | 1:50-1:100 | -     | -    |

- 抗体详细信息如下:

| About this Antibody |   |
|---------------------|---|
| Name                | pro Caspase 3 Rabbit Monoclonal Antibody  |
| Category            | Rabbit Monoclonal Antibody (RabMAb); Primary antibody   |
| Isotype             | IgG   |
| Purification        | Affinity purification   |
| About the Immunogen |   |
| Immunogen           | Recombinant protein   |
| Gene ID             | 836(Human); 12367(Mouse)  |
| SwissProt           | P42574(Human); P70677(Mouse)  |
| Synonyms            | CASP3; CPP32; CPP32B; SCA-1   |
| Category            | Apoptosis   |
| Background          | Caspase-3, also known as apopain, SCA-1, Yama and CPP32, is an aspartate-specific cysteine protease that belongs to the ICE subfamily of caspases. Caspase-3 is expressed in cells as an inactive precursor from which the p17 and p11 subunits of the mature caspase-3 are proteolytically generated during apoptosis. The caspase-3 precursor is first cleaved at Asp175-Ser176 to produce the p11 subunit and the p20 peptide. Subsequently, the p20 peptide is cleaved at Asp28-Ser29 to generate the mature p17 subunit. The active caspase-3 enzyme is a heterodimer composed of two p17 and two p11 subunits. At the onset of apoptosis, caspase-3 proteolytically cleaves PARP at an Asp216-Gly217 bond. During the execution of the apoptotic cascade, activated caspase-3 releases SREBP from the membrane of the ER in a proteolytic reaction that is distinct from their normal sterol-dependent activation. Caspase-3 cleaves and activates SREBPs between the basic helix-loop-helix leucine zipper domain and the membrane attachment domain. Caspase-3 also cleaves and activates caspase-6, -7 and -9. The human caspase-3 gene encodes a cytoplasmic protein that is highly expressed in lung, spleen, heart, liver, kidney and cells of the immune system. |

### 包装清单:

| 产品编号   | 产品名称                                     | 包装   |
|--------|--|------|
| AF1261 | pro Caspase 3 Rabbit Monoclonal Antibody | 50μl |
| AZ050  | Western一抗稀释液                             | 50ml |
| —      | 说明书                                      | 1份   |

### 保存条件:

pro Caspase 3 Rabbit Monoclonal Antibody -20°C保存，Western一抗稀释液-20°C或4°C保存，一年有效。Western一抗稀释液优先推荐4°C保存，长期不使用可以考虑-20°C保存，但冻融可能会导致出现轻微的浑浊和少量不溶物。

### 注意事项：

- 如果本抗体用于Western blot (WB)、免疫荧光(IF)、免疫细胞化学(ICC)等实验，请注意回收使用过的稀释抗体。回收的抗体通常至少可以重复使用5-10次。稀释后的抗体，包括已经使用过的稀释抗体，请4°C保存。
- 回收后重复使用的抗体，使用方法同新鲜稀释的抗体。如果在重复使用过程中发现抗体出现轻微混浊现象，可以10,000g离心1-3分钟，取上清用于后续检测。如果回收的抗体出现明显的絮状物或长霉长菌等情况，则可以考虑废弃该抗体。
- 提供的Western一抗稀释液也可以用于免疫荧光(IF)、免疫组化(IHC)、免疫细胞化学(ICC)等适当用途。如果希望获得最佳的检测效果，请考虑使用上述检测专用的一抗稀释液。
- 本产品仅限于专业人员的科学研究用，不得用于临床诊断或治疗，不得用于食品或药品，不得存放于普通住宅内。
- 为了您的安全和健康，请穿实验服并戴一次性手套操作。

### 使用说明：

请根据抗体的实际用途选择相应的使用方法。

#### 1. Western检测：

- 按照推荐的稀释比例用碧云天提供的Western一抗稀释液稀释抗体。
- 把经过封闭的蛋白膜与稀释好的一抗4°C缓慢摇动过夜或室温缓慢摇动2小时，确保稀释的抗体至少能在摇动的瞬间覆盖蛋白膜。
- 回收稀释的一抗，4°C保存以备下次继续使用。
- 按照Western的实验步骤进行后续的洗涤、二抗孵育、洗涤和检测等操作。具体操作可以参考如下网页：  
<http://www.beyotime.com/support/western.htm>

#### 2. 免疫染色：

可以使用碧云天生产的免疫染色一抗稀释液(P0103)稀释抗体，使用后注意回收稀释好的一抗，具体操作可以参考如下网页：  
<http://www.beyotime.com/support/immunol-staining.htm>

#### 3. 其它实验操作请自行参考适当的protocol进行。

#### 4. 代表性图片：

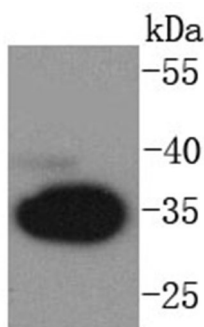


Fig. 1. Western blot analysis of pro Caspase 3 on Jurkat cells lysates using anti-pro Caspase 3 antibody at 1/1,000 dilution.

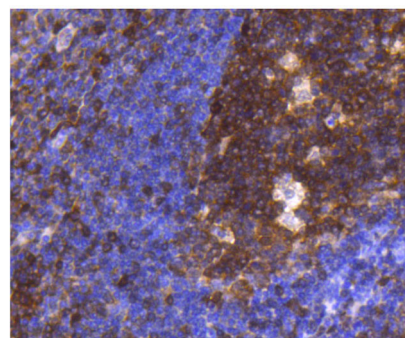


Fig. 2. Immunohistochemical analysis of paraffin-embedded human tonsil tissue using anti-pro Caspase 3 antibody. Counter stained with hematoxylin.

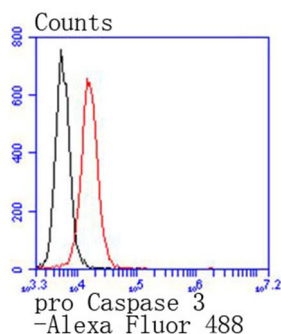


Fig. 3. Flow cytometric analysis of Jurkat cells with pro Caspase 3 antibody at 1/50 dilution (red) compared with an unlabelled control (cells without incubation with primary antibody; black). AlexaFluor 488-conjugated goat anti rabbit IgG was used as the secondary antibody.

相关产品:

| 产品编号    | 产品名称                             | 包装       |
|---------|----------------------------------|----------|
| P0006   | Bradford蛋白浓度测定试剂盒                | 1000次    |
| P0010   | BCA蛋白浓度测定试剂盒(增强型)                | 500次     |
| P0012   | BCA蛋白浓度测定试剂盒                     | 500次     |
| P0012A  | SDS-PAGE凝胶配制试剂盒                  | 1盒       |
| P0012AC | SDS-PAGE凝胶快速配制试剂盒                | 1盒       |
| P0013   | Western及IP细胞裂解液                  | 100ml    |
| P0013B  | RIPA裂解液(强)                       | 100ml    |
| P0014B  | SDS-PAGE电泳液                      | 10×1L    |
| P0015   | SDS-PAGE蛋白上样缓冲液(5X)              | 2ml      |
| P0018   | BeyoECL Plus(超敏ECL化学发光试剂盒)       | 共100ml   |
| P0018A  | BeyoECL Star(特超敏ECL化学发光试剂盒)      | 共100ml   |
| P0020   | 显影定影试剂盒                          | 各1升      |
| P0021B  | Western转膜液                       | 10×1L    |
| P0023A  | Western一抗稀释液                     | 100ml    |
| P0023B  | Western封闭液                       | 100ml    |
| P0023C6 | Western洗涤液(10X)                  | 10×100ml |
| P0023D  | Western二抗稀释液                     | 100ml    |
| P0025   | Western一抗二抗去除液(强碱性)              | 250ml    |
| P0066   | 预染蛋白质分子量标准(19-117kD)             | 200μl    |
| P0068   | 彩色预染蛋白质分子量标准(10-180kD)           | 200μl    |
| P0071   | BeyoColor™彩色预染蛋白分子量标准(6.5-270kD) | 200μl    |
| P0075   | BeyoColor™彩色预染蛋白分子量标准(10-170kD)  | 200μl    |
| P0078   | BeyoColor™彩色预染蛋白分子量标准(15-120kD)  | 200μl    |
| P0098   | 免疫染色固定液                          | 100ml    |
| P0102   | 免疫染色封闭液                          | 100ml    |
| P0103   | 免疫染色一抗稀释液                        | 100ml    |
| P0106   | 免疫染色洗涤液                          | 250ml    |
| P0108   | 免疫荧光染色二抗稀释液                      | 100ml    |
| P0110   | 免疫染色(非荧光)二抗稀释液                   | 100ml    |
| P0126   | 抗荧光淬灭封片液                         | 5ml      |
| P0252   | QuickBlock™ Western封闭液           | 100ml    |
| P0256   | QuickBlock™ Western一抗稀释液         | 100ml    |
| P0258   | QuickBlock™ Western二抗稀释液         | 100ml    |
| P0260   | QuickBlock™免疫染色封闭液               | 100ml    |
| P0262   | QuickBlock™免疫染色一抗稀释液             | 100ml    |
| P0265   | QuickBlock™免疫荧光染色二抗稀释液           | 100ml    |
| P0267   | QuickBlock™免疫组化染色二抗稀释液           | 100ml    |
| FFP24   | PVDF膜(进口分装, 6.6×8.5cm, 0.2μm)    | 20张/包装   |
| FFP32   | PVDF膜(进口分装, 6.6×8.5cm, 0.45μm)   | 20张/包装   |
| FFP51   | 转印滤纸(7.5×10cm)                   | 100片/包装  |
| FF057   | X-OMAT BT胶片(原柯达, 5×7英寸)          | 100张/盒   |
| FFC58   | 压片暗盒(5×7英寸)                      | 1个       |

Version 2017.01.17